




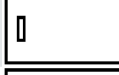
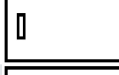



Hudson Reed



SELECTEER DE GROOTTE VAN DE DOUCHEBAK			DOUCHEBAK SPECIFICATIE			SCHUIFDEUR			
LENGTE (CM)	BREEDTE (CM)	DIEPTE (CM)	POSITIE V/D AFVOERPLUG	GEWICHT KG	MATERIAAL	AFMETING (CM)	DIKTE (CM)	INSTAPBREEDTE (CM)	VERSTELBAARHEID (CM)
100	80	3		11	SMC	195x100	0,6	40	96-100
110	70	3		13	SMC	195x110	0,6	45	106-110
120	80	3		13	SMC	195x120	0,6	50	116-120
120	90	3		15	SMC	195x120	0,6	50	116-120
140	80	3		15	SMC	195x140	0,6	60	136-140
140	90	3		17	SMC	195x140	0,6	60	136-140
150	80	3		17	SMC	195x150	0,6	65	146-150
150	90	3		19	SMC	195x150	0,6	65	146-150