




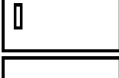
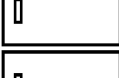
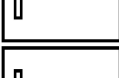
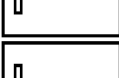
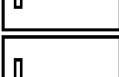
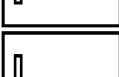

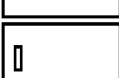
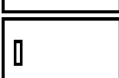




Hudson Reed



SELECTEER DE GROOTTE VAN DE DOUCHEBAK			DOUCHEBAK SPECIFICATIE			SCHUIFDEUR			
LENGTE (CM)	BREEDTE (CM)	DIEPTE (CM)	POSITIE V/D AFVOERPLUG	GEWICHT KG	MATERIAAL	AFMETING (CM)	DIKTE (CM)	INSTAPBREEDTE (CM)	VERSTELBAARHEID (CM)
80	80	3		9.5	SMC	185x80	0,5	33,1	76-80
90	80	3		10.1	SMC	185x80	0,5	33,1	76-80
100	80	3		10.6	SMC	185x80	0,5	33,1	76-80
120	80	3		13	SMC	185x80	0,5	33,1	76-80
140	80	3		14.8	SMC	185x80	0,5	33,1	76-80
150	80	3		17.1	SMC	185x80	0,5	33,1	76-80
160	80	3		17.9	SMC	185x80	0,5	33,1	760-800
170	80	3		18.7	SMC	185x80	0,5	33,1	76-800
90	80	3		10.1	SMC	185x90	0,5	38,9	86-90
90	90	3		11	SMC	185X90	0,5	38,9	86-90

SELECTEER DE GROOTTE VAN DE DOUCHEBAK			DOUCHEBAK SPECIFICATIE			SCHUIFDEUR			
LENGTE (CM)	BREEDTE (CM)	DIEPTE (CM)	POSITIE V/D AFVOERPLUG	GEWICHT KG	MATERIAAL	AFMETING (CM)	DIKTE (CM)	INSTAPBREEDTE (CM)	VERSTELBAARHEID (CM)
120	90	3		15.4	SMC	185x90	0,5	38,9	86-90
140	90	3		17	SMC	185x90	0,5	38,9	86-90
150	90	3		18.6	SMC	185x90	0,5	38,9	86-90
170	90	3		20.2	SMC	185x90	0,5	38,9	86-90
180	90	3		21	SMC	185x90	0,5	38,9	86-90
100	80	3		10.6	SMC	185x100	0,6	39,7	96-100
110	70	3		12.6	SMC	185x110	0,6	44,7	106-110
120	80	3		13	SMC	185x120	0,6	49,7	116-120
120	90	3		15.4	SMC	185x120	0,6	49,7	116-120
140	80	3		14.8	SMC	185x140	0,6	59,7	136-140
140	90	3		17	SMC	185x140	0,6	59,7	136-140
150	80	3		17.1	SMC	185x150	0,6	64,7	146-150
150	90	3		18.6	SMC	185X150	0,6	64,7	146-150
160	80	3		17.9	SMC	185X160	0,6	69,7	156-160
170	80	3		18.7	SMC	185X170	0,6	74,7	166-170
170	90	3		20	SMC	185X170	0,6	74,7	166-170