












| DOUCHEBAK SPECIFICATIE |   | DOUCHEWAND SPECIFICATIE |                         |
|------------------------|---|-------------------------|-------------------------|
| AFMETING (CM)          | POSITIE AFVOER  | BREEDTE (CM)            | INSTAPBREEDTE (ONG. CM) |
| 110 x 70               |    | 67,5-70                 | 40                      |
| 120 x 80               |    | 67,5-70                 | 50                      |
| 120 x 90               |    | 67,5-70                 | 50                      |
| 140 x 80               |  | 77,5-80                 | 60                      |
| 140 x 90               |  | 77,5-80                 | 60                      |
| 150 x 80               |  | 87,5-90                 | 60                      |
| 150 x 90               |  | 87,5-90                 | 60                      |
| 160 x 80               |  | 97,5-100                | 60                      |
| 170 x 80               |  | 97,5-100                | 70                      |
| 170 x 90               |  | 97,5-100                | 70                      |
| 180 x 90               |  | 117,5-120               | 60                      |

