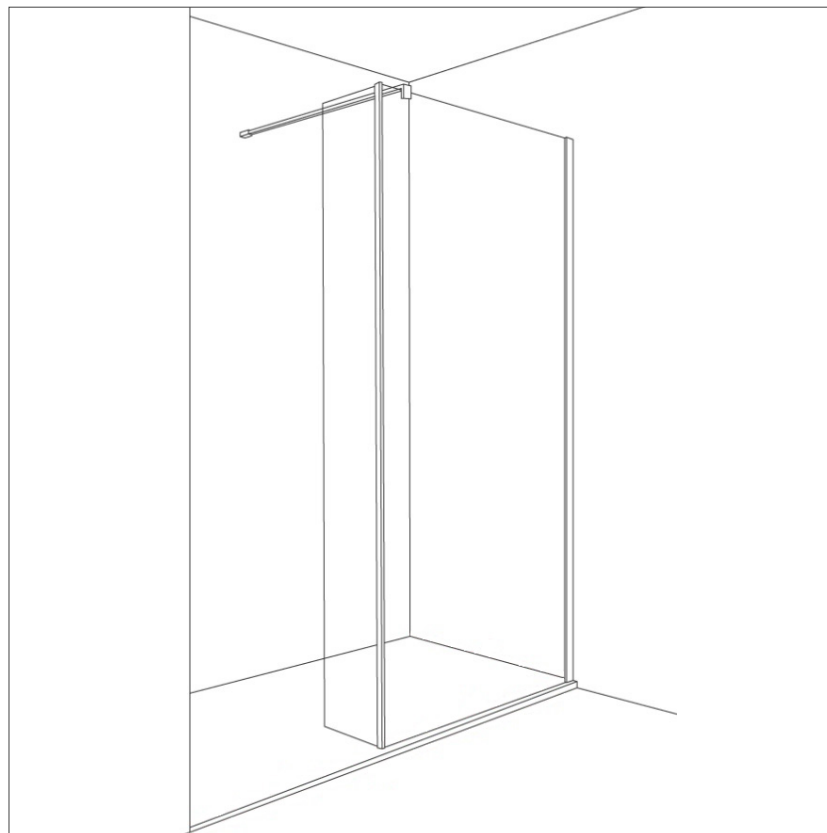




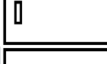
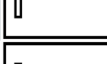
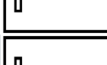
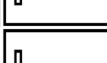
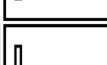
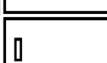



# Hudson Reed



SELECTEER DE GROOTTE VAN DE DOUCHEBAK			DOUCHEBAK SPECIFICATIE		VASTE DOUCHEWAND SPECIFICATIES			KORTE ZIJWAND SPECIFICATIES	
LENGTE (CM)	BREEDTE (CM)	DIEPTE (CM)	POSITIE V/D AFVOERPLUG	MATERIAAL	AFMETING (CM)	DIKTE (CM)	VERSTELBAARHEID (CM)	AFMETING (CM)	DIKTE (CM)
110	70	3		SMC	195x70	0.8	67,5-70	195x30	0,6
120	80	3		SMC	195x70	0.8	67,5-70	195x30	0,6
120	90	3		SMC	195x70	0.8	67,5-70	195x30	0,6
140	80	3		SMC	195x80	0.8	77,5-80	195x30	0,6
140	90	3		SMC	195x80	0.8	77,5-80	195x30	0,6
150	80	3		SMC	195x90	0.8	87,5-90	195x30	0,6
150	90	3		SMC	195x90	0.8	87,5-90	195x30	0,6
160	80	3		SMC	195x100	0.8	97,5-100	195x30	0,6
170	80	3		SMC	195x100	0.8	97,5-100	195x30	0,6
170	90	3		SMC	195x100	0.8	97,5-100	195x30	0,6
180	90	3		SMC	195x120	0.8	117,5-120	195x30	0,6