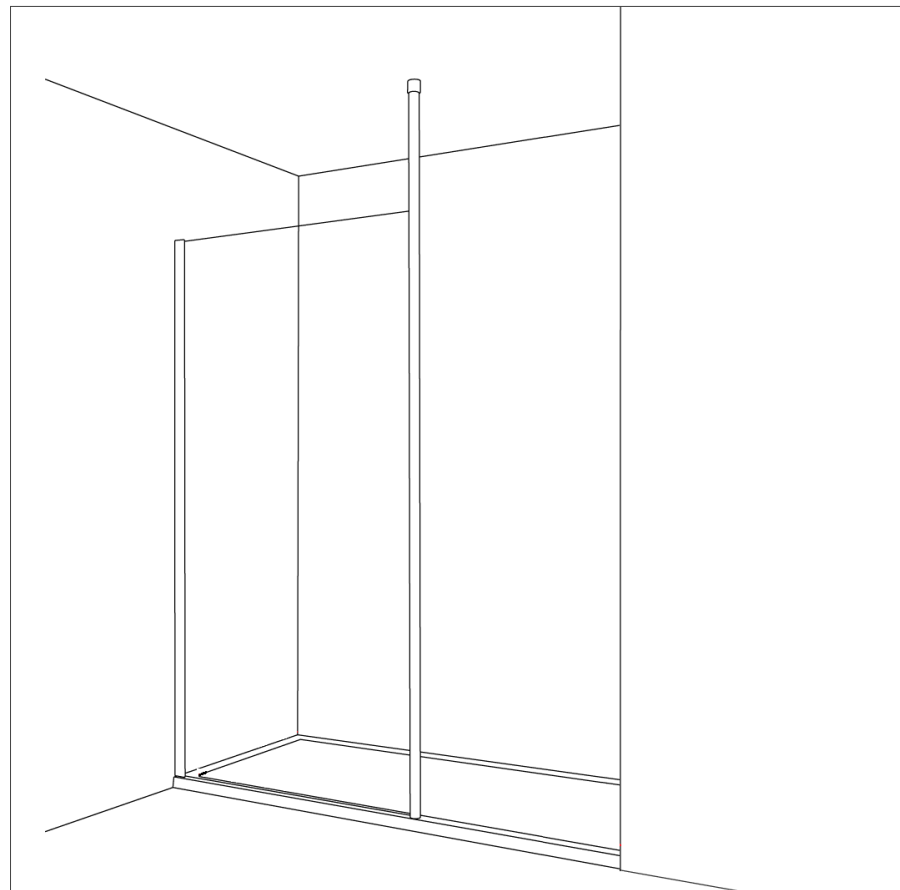













Hudson Reed



SELECTEER DE GROOTTE VAN DE DOUCHEBAK			DOUCHEBAK SPECIFICATIE			DOUCHEWAND SPECIFICATIE				BEVESTIGING	
LENGTE (CM)	BREEDTE (CM)	DIEPTE (CM)	POSITIE V/D AFVOERPLUG	GEWICHT KG	MATERIAAL	GRÖSSE (CM)	DICKE (CM)	GEWICHT KG	EINSTELBEREICH (CM)	VORM	MATERIAAL
110	70	3		12.6	SMC	195x70	0.8	30	67,5-70	Ronde	Aluminium
120	80	3		13	SMC	195x70	0.8	30	67,5-70	Ronde	Aluminium
120	90	3		15.4	SMC	195x70	0.8	30	67,5-70	Ronde	Aluminium
140	80	3		14.8	SMC	195x80	0.8	34	77,5-80	Ronde	Aluminium
140	90	3		17	SMC	195x80	0.8	34	77,5-80	Ronde	Aluminium
150	80	3		17.1	SMC	195x90	0.8	37	87,5-90	Ronde	Aluminium
150	90	3		18.6	SMC	195x90	0.8	37	87,5-90	Ronde	Aluminium
160	80	3		17.9	SMC	195x100	0.8	43	97,5-100	Ronde	Aluminium
170	80	3		18.7	SMC	195x100	0.8	43	97,5-100	Ronde	Aluminium
170	90	3		20.2	SMC	195x100	0.8	43	97,5-100	Ronde	Aluminium
180	90	3		21	SMC	195x120	0.8	49.5	117,5-120	Ronde	Aluminium