












| DOUCHEBAK SPECIFICATIE | | DOUCHEWAND SPECIFICATIE | | |
|------------------------|---|-------------------------|----------------------------|-----------------------|
| AFMETING (CM) | POSITIE AFVOER | BREEDTE (CM) | INSTAPBREEDTE (ONG. CM) | VASTE ZIJWAND (CM) |
| 110 x 70 |  | 67,5-70 | 40 | 70 |
| 120 x 80 |  | 67,5-70 | 50 | 80 |
| 120 x 90 |  | 67,5-70 | 50 | 90 |
| 140 x 80 |  | 77,5-80 | 60 | 80 |
| 140 x 90 |  | 77,5-80 | 60 | 90 |
| 150 x 80 |  | 87,5-90 | 60 | 80 |
| 150 x 90 |  | 87,5-90 | 60 | 90 |
| 160 x 80 |  | 97,5-100 | 60 | 80 |
| 170 x 80 |  | 97,5-100 | 70 | 80 |
| 170 x 90 |  | 97,5-100 | 70 | 90 |
| 180 x 90 |  | 117,5-120 | 60 | 90 |

